

Phonics Parents' meeting

Thursday 8th October 2015

Please turn off your mobile phone



WHAT DOES 'PHONICS' MEAN?



'Phonics' is a method of teaching people to read by training them to associate letters with their sounds.

What are we doing?

What do you need to be doing?

Why *Read Write Inc.* Phonics?



Tried and tested over many years

Systematic and structured

Early success in reading

Training and ongoing staff development

How does it work?



Children:

Learn 44 sounds and matching letters

Learn to blend sounds to read words

This is decoding


Sounds



All words are made up of sounds

In English there are 44

- 1) Pure sounds
- 2) Units of s-ou-n-d



Graphemes



A grapheme is a sound written down

English has more than 150 graphemes

A complex code!

Chart



This chart shows the most usual graphemes for the 44 sounds

The complex English alphabetic code



Consonants: stretch

f	l	m	n	r	s	v	z	sh	th	ng
ff	ll	mm	nn	rr	ss	ve	zz	ti		nk
ph	le	mb	kn	wr	se		s	ci		
					c					
					ce					

Consonants: bounce

b	c	d	g	h	j	p	qu	t	w	x	y	ch
bb	k	dd	gg		g	pp		tt	wh			tch
	ck				ge							
	ch											

Vowels

a	e	i	o	u	ay	ee	igh	ow
	ea				ā-e	y	ī-e	ō-e
					ai	ea	ie	oa
						e	i	o

oo	oo	ar	or	air	ir	ou	oy	ire	ear	ure
ū-e			oor	are	ur	ow	oi			
ue			ore		er					
ew			aw							
			au							

Children learn a simple code first



Simple Speed Sounds chart

Consonants: stretchy

f	l	m	n	r	s	v	z	sh	th	ng
										nk

Consonants: bouncy

b	c	d	g	h	j	p	qu	t	w	x	y	ch
	k											

Vowels: bouncy

Vowels: stretchy

a	e	i	o	u	ay	ee	igh	ow
---	---	---	---	---	----	----	-----	----

Vowels: stretchy

oo	oo	ar	or	air	ir	ou	oy
----	----	----	----	-----	----	----	----

If English had a simple code...



...spelling and reading would be much easier!



play mayk trayn cafay strayt wayt brayk

green dreem kee hee happee

light kight fligh lgh igh tigh

blow smowk flowt gow mowst

moon broot bloo groo



Simple Speed Sounds chart

Consonants: stretchy

f	l	m	n	r	s	v	z	sh	th	ng
										nk

Consonants: bouncy

b	c	d	g	h	j	p	qu	t	w	x	y	ch
	k											

Vowels: bouncy

Vowels: stretchy

a	e	i	o	u	ay	ee	igh	ow
---	---	---	---	---	----	----	-----	----

Vowels: stretchy

oo	oo	ar	or	air	ir	ou	oy
----	----	----	----	-----	----	----	----

c-a-t

ch-a-t

l-igh-t

c-r-a-sh

Consonants: stretchy

f	l	m	n	r	s	v	z	sh	th	ng
										nk

Consonants: bouncy

b	c	d	g	h	j	p	qu	t	w	x	y	ch
	k											

Vowels: bouncy

Vowels: stretchy

a	e	i	o	u	ay	ee	igh	ow
---	---	---	---	---	----	----	-----	----

oo	oo	ar	or	air	ir	ou	oy
----	----	----	----	-----	----	----	----

Set 1 sounds

Set 2 sounds

f	l	m	n	r	s	v	z	sh	th	ng nk
ff ph	ll le	mm mb	nn kn	rr wr	ss se c ce	ve	zz s	ti ci		

b	c k	d	g	h	j	p	qu	t	w	x	y	ch
bb	ck ch	dd	gg		g ge dge	pp		tt	wh			tch

a	e	i	o	u	ay	ee	igh	ow
	ea				a_e ai	y ea e	i_e ie i	o_e oa o

oo	oo	ar	or	air	ir	ou	oy	ire	ear	ure
u_e ue ew			oor ore aw au	are	ur er	ow	oi			

Fred...



Fred helps children learn to read

Fred can *only* talk in sounds...

(Fred can only say *c_a_t*, he can't say **cat**)

We call this *Fred Talk*

Fred...



If children understand Fred
they can *blend* orally

Blending is needed for reading

Fred...



Fred helps children learn to spell too!

Children convert words into sounds

They press the sounds on to their fingers...

We call this *Fred Fingers*



How can you help your child?



By...

using pure sounds

understanding how 'Fred' helps with reading and spelling

Sharing reading time with your child –
scheme + pleasure



READING WITH YOUR CHILD

Some LPS tips!

- Pleasant mood and environment
- Give time to 'work it out'
- 'Go with the Flow'
- Talk about the story
- ALWAYS be positive

- Bedtime story

AT LPS:

- Reading diary
- 'Free Choice Friday'
- Book bands



And...



By having fun with Fred Talk at home!

“What a tidy r-oo-m!”

“Where’s your c-oa-t?”

“Time for b-e-d!”

back, head, tum, leg, hand, foot, knee

coat, hat, scarf, zip, sock, glove

run, walk, skip, hop, fast, slow, stop, shop

red, blue, green, black,

knife, fork, spoon, plate, bowl, pan

bread, cheese, meat, soup, jam, cake

And...

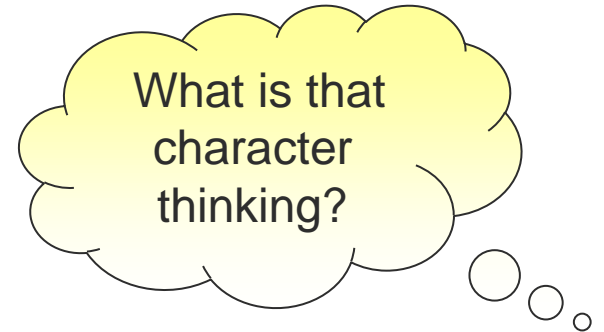


By **reading** your child lots of lovely stories and asking lots of questions!

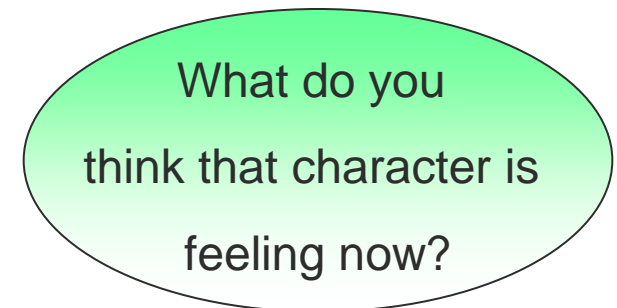
Use these prompts to help you:



What do you think happens next?



What is the character saying?



And...



By having a look at the parents' information for tips and resources for supporting your child at home:

<https://global.oup.com/education/content/primary/series/rwi/parents/>



Audio guide on the OUP website which gives guidance on pure pronunciation:

<http://www.oxfordowl.co.uk/home/reading-site/expert-help/ruth-miskins-video-page?region=uk>

Thank you...
Finally...



- 'News' writing (Reception and Year 1)
- Scholastic book fair
Starts Thursday 12th November

Happy reading!

